

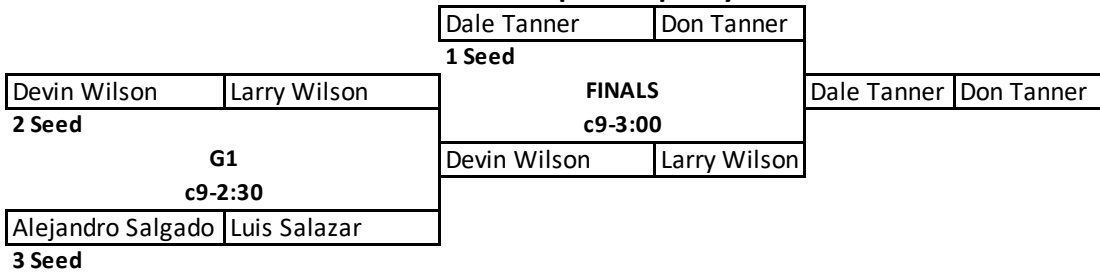
MENS 2.5 - 40 & Under

#	Teams		Wins	Loses	Points Allowed
1	Alejandro Salgado	Luis Salazar		11	11, 14
2	Dale Tanner	Don Tanner	11		2, 6
3	Devin Wilson	Larry Wilson	1	1	11, 12

Round Robbin Play

	Court 9
1:00	1 v 2
1:30	2 v 3
2:00	3 v 1
2:30	G1
3:00	FINALS

Championship Play - 40 & Under



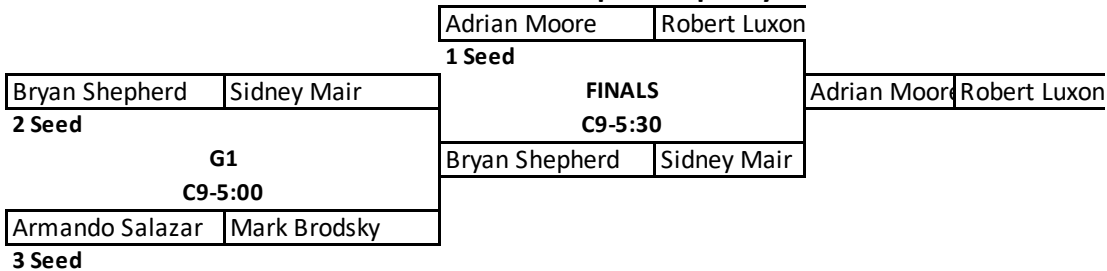
MENS 2.5 - 41-60

#	Teams		Wins	Loses	Points Allowed
1	Armando Salazar	Mark Brodsky		11	11,12
2	Adrian Moore	Robert Luxon	11		5, 4
3	Bryan Shepherd	Sidney Mair	1	1	11,10

Round Robbin Play

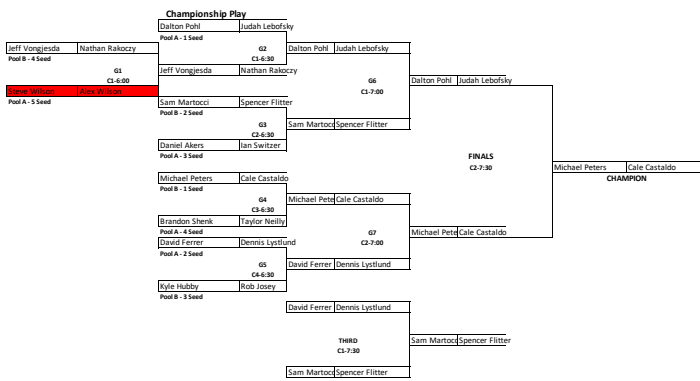
	Court 9
3:30	1 v 2
4:00	2 v 3
4:30	3 v 1
5:00	G1
5:30	FINALS

Championship Play - 41-60



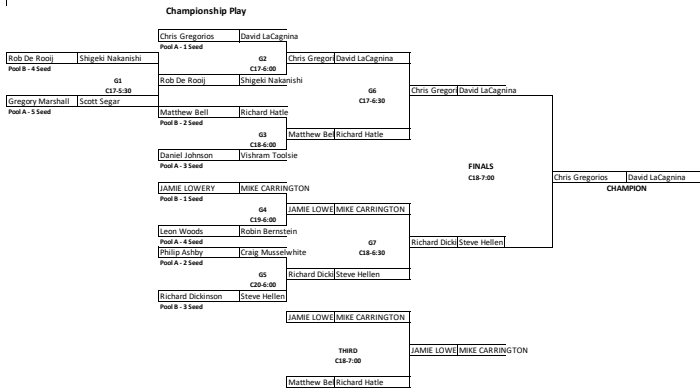
MENS 3.0 - 40 & Under					
#	Teams		Wins	Losses	Points Allowed
Pool A					
1	Steve Wilson	Mike Wilson	1	11	11, 11, 8
2	Brandon Shenk	Taylor Neilly	1	11	6, 3, 1
3	Dalton Pohl	Judah Lebofsky	1	11	11, 6, 11
4	Daniel Akers	Ian Switzer	1	11	2, 11, 11
5	David Ferrer	Dennis Lystlund	1	11	
Pool B					
6	Jeff Vongiesda	Nathan Rakoczy	1	11	11, 11, 11
7	Kyle Hubby	Rob Josey	1	11	7, 11, 11
8	Sam Martocci	Spencer Filtter	1	3	11, 3, 3
9	Michael Peters	Cale Castaldo	1	11	2, 1, 2

Round Robin Play				
	Court 1	Court 2	Court 3	Court 4
2:30			1 vs 4	2 vs 3
3:30			4 vs 5	8 vs 9
4:00			3 vs 1	7 vs 6
4:30			4 vs 2	5 vs 1
5:00	1 vs 2	5 vs 3	9 vs 6	7 vs 8
5:30	2 vs 5	3 vs 4	9 vs 7	6 vs 8
6:00	G1	G2	G3	G4
6:30	G2	G3	G4	G5
7:00	G6	G7		
7:30	THIRD			




MENS 3.0 - 41-60					
#	Teams		Wins	Losses	Points Allowed
Pool A					
1	Leon Woods	Robin Bernstein	1	111	12, 8, 11, 14
2	Chris Gregorios	David LaCagnina	1	111	8, 4, 9, 12
3	Philip Ashby	Craig Muszelwhite	1	1	11, 9, 7, 8
4	Daniel Johnson	Vishram Toolkie	1	11	11, 11, 3, 11
5	Gregory Marshall	Scott Segar	1	111	11, 11, 11, 11
Pool B					
6	JAMIE LOWERY	MIKE CARRINGTON	1	111	6, 2, 4
7	Matthew Bell	Richard Hastie	1	1	2, 2, 11
8	Richard Dickinson	Steve Hellen	1	11	11, 11, 8
9	Rob De Rooij	Stijeki Nakanishi	1	11	11, 11, 11

Round Robin Play					
	Court 17	Court 18	Court 19	Court 20	Court 21
3:00			1 vs 4	4 vs 1	
3:30			4 vs 2	5 vs 1	
4:00			3 vs 1	4 vs 5	9 vs 7
4:30			1 vs 2	5 vs 3	9 vs 6
5:00			2 vs 5	3 vs 4	7 vs 6
5:30	G1	G2	G3	G4	G5
6:00	G2	G3	G4	G5	
6:30	G6	G7			
7:00	THIRD				



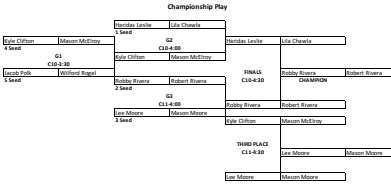
MENS 3.0 - 61 & Over					
#	Teams		Wins	Losses	Points Allowed
1	Eddie Gilley	Mike Williams	1	11	5, 8, 11
2	Hannong Xin	Jipin Zhong	1	11	11, 12, 7
3	Michael Maresca	Steven Williamson	1	11	10, 11, 11
4	Sam Burton	Tom Moreno	1	1	12, 10, 5

Round Robin Play	
Court 7	Court 8
2:00	1 vs 4
2:30	4 vs 2
3:00	4 vs 1
3:30	G1
4:00	THIRD



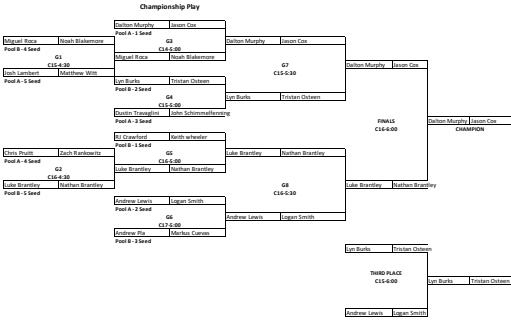
MENS 3.5 - 25 & Under				
#	Teams	Wins	Losses	Points Allowed
1	Harold Leslie Eric Charata	1111	0	0, 0, 0
2	John Day Robert Roper	111	1	10, 10, 11
3	Ryan O'Brien Mason McElroy	11	1	10, 11, 11
4	Lee Moore Mason Moore	11	1	10, 11, 0
5	Robby Brown Robert Roper	111	1	0, 1, 1, 1

Round Robin Play		
	Court 12	Court 11
100	1 vs 4	2 vs 3
150	1 vs 1	4 vs 3
200	1 vs 2	5 vs 3
250	1 vs 1	2 vs 4
300	4 vs 2	5 vs 1
350	01	
400	02	03
450	FINALS	THIRD



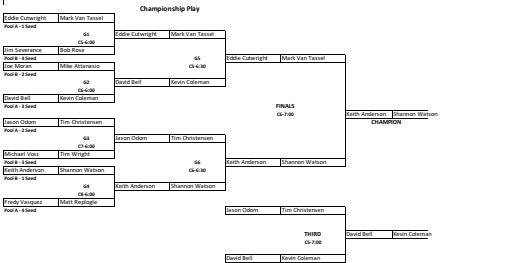
MENS 3.5 - 26-40				
#	Teams	Wins	Losses	Points Allowed
1	Andrew Lewis Eugen Smith	02	111	0, 11, 0, 0
2	John Burkh Tristan O'Brien	111	1	10, 10, 0, 11
3	Dillon Murphy Eugen Coy	1111	1	2, 0, 0, 0
4	John Lambert Matthew West	1111	1	11, 11, 11, 0
5	Tim Crawford Keith Anderson	1111	1	0, 0, 0, 0
6	John Burkh Tristan O'Brien	1111	1	10, 10, 10, 10
7	John Burkh Tristan O'Brien	111	1	0, 11, 0, 0
8	Michael Roper Robert Roper	111	1	11, 10, 0, 11
9	Andrew Rye Markus Conroy	11	1	11, 11, 1, 0

Round Robin Play					
	Court 13	Court 14	Court 15	Court 16	Court 17
100	1 vs 4	2 vs 3	3 vs 1	4 vs 5	5 vs 2
150	2 vs 1	4 vs 5	3 vs 1	2 vs 4	1 vs 3
200	1 vs 2	5 vs 1	4 vs 3	3 vs 4	2 vs 5
250	1 vs 2	3 vs 4	2 vs 3	4 vs 5	1 vs 3
300	4 vs 2	5 vs 1	2 vs 3	3 vs 4	1 vs 5
350	01	02	03	04	05
400	01	02	03	04	05
450	01	02	03	04	05
500	01	02	03	04	05
550	01	02	03	04	05
600	THIRD	FINALS			



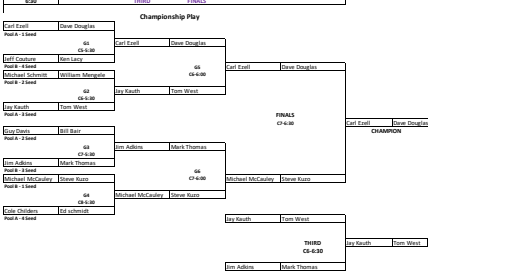
MENS 3.5 - 41-60				
#	Teams	Wins	Losses	Points Allowed
1	David Bell Eugen Coleman	01	111	0, 0, 1, 1
2	John Burkh Tristan O'Brien	111	1	0, 1, 0, 0
3	John Burkh Tristan O'Brien	111	1	10, 10, 11, 10
4	John Burkh Tristan O'Brien	111	1	0, 1, 1, 1
5	John Burkh Tristan O'Brien	111	1	0, 1, 1, 1
6	John Burkh Tristan O'Brien	111	1	0, 1, 1, 1
7	John Burkh Tristan O'Brien	111	1	0, 1, 1, 1
8	John Burkh Tristan O'Brien	111	1	10, 11, 1, 0

Round Robin Play				
	Court 6	Court 7	Court 8	Court 9
430	1 vs 1	1 vs 1	1 vs 1	1 vs 1
480	1 vs 1	1 vs 1	1 vs 1	1 vs 1
530	1 vs 1	1 vs 1	1 vs 1	1 vs 1
580	01	02	03	04
630	01	02	03	04
680	01	02	03	04
730	THIRD	FINALS		



MENS 3.5 - 61 & Over				
#	Teams	Wins	Losses	Points Allowed
1	Carl Ewell Eugen Coleman	111	1	0, 0, 2, 0
2	Carl Ewell Eugen Coleman	111	1	10, 11, 11
3	Carl Ewell Eugen Coleman	111	1	0, 10, 0
4	Carl Ewell Eugen Coleman	111	1	10, 0, 1, 1
5	Carl Ewell Eugen Coleman	111	1	10, 11, 0
6	Carl Ewell Eugen Coleman	111	1	10, 11, 10
7	Carl Ewell Eugen Coleman	111	1	0, 0, 0, 0
8	Carl Ewell Eugen Coleman	111	1	10, 0, 1, 1

Round Robin Play					
	Court 11	Court 12	Court 13	Court 14	Court 15
230	1 vs 1	1 vs 1	1 vs 1	1 vs 1	1 vs 1
300	1 vs 1	1 vs 1	1 vs 1	1 vs 1	1 vs 1
350	1 vs 1	1 vs 1	1 vs 1	1 vs 1	1 vs 1
400	1 vs 1	1 vs 1	1 vs 1	1 vs 1	1 vs 1
450	1 vs 1	1 vs 1	1 vs 1	1 vs 1	1 vs 1
500	01	02	03	04	05
550	01	02	03	04	05
600	01	02	03	04	05
650	01	02	03	04	05
700	THIRD	FINALS			

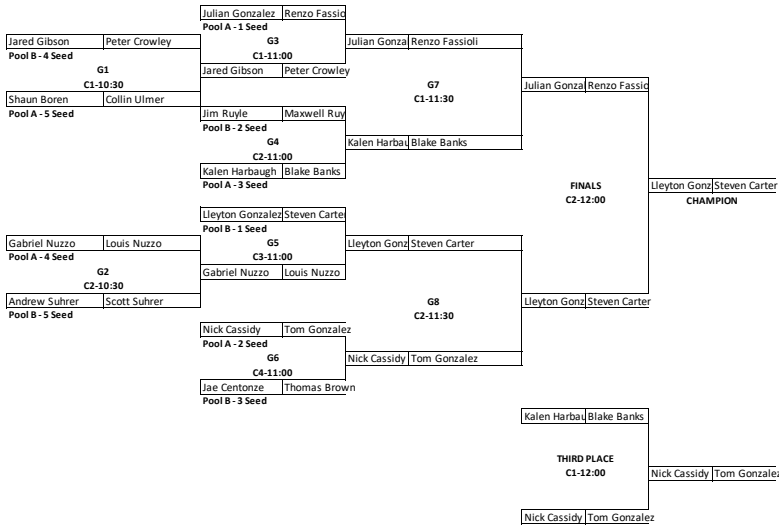


MENS 4.0 - 40 & Under					
#	Teams		Wins	Loses	Points Allowed
Pool A					
1	Julian Gonzalez	Renzo Fassio	1111		4,9,5,8
2	Kalen Harbaugh	Blake Banks	11	11	6,11,11,10
3	Shaun Boren	Collin Ulmer		1111	11,11,11,11
4	Gabriel Nuzzo	Louis Nuzzo	1	111	11,11,9,12
5	Nick Cassidy	Tom Gonzalez	111	1	7,4,4,11
Pool B					
6	Jared Gibson	Peter Crowley	11	11	11,6,11,5
7	Jim Ruyle	Maxwell Ruyle	11	11	3,2,11,11
8	Andrew Suhrer	Scott Suhrer	1	111	11,11,11,8
9	Lleyton Gonzalez	Steven Carter	111	1	5,7,11,0
10	Jae Centonze	Thomas Brown	11	11	11,3,5,11

1
2
3
4
5
6
7
8
9
10

Round Robin Play				
	Court 1	Court 2	Court 3	Court 4
8:00	1 vs 4	2 vs 3	6 vs 9	7 vs 8
8:30	3 vs 1	4 vs 5	8 vs 6	9 vs 10
9:00	1 vs 2	5 vs 3	6 vs 7	10 vs 8
9:30	2 vs 5	3 vs 4	7 vs 10	8 vs 9
10:00	4 vs 2	5 vs 1	9 vs 7	10 vs 6
10:30	G1	G2		
11:00	G3	G4	G5	G6
11:30	G7	G8		
12:00	THIRD	FINALS		

Championship Play




MENS 4.0 - 41-60 and 61 & Over					
#	Teams		Wins	Loses	Points Allowed
1	Chip Hunter	Walker Wrenn	11	111	11,11,4,11,4
2	Jonathan Leslie	Stephen Hofstetter	1111	1	2,1,5,4,11
3	Mike Norfleet	Ryan Burk	11	111	3,11,11,0,11
4	Neal Anderson	Wickie Ariet	11111		2,8,4,5,0
5	Gerry Bevis	Sam Clark	11111		11,11,11,11,11
6	Lane Wear	seth berl	11	111	11,5,11,11,8

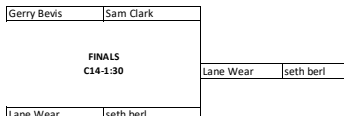
Age 41-60 41 4
Age 41-60 23 2
Age 41-60 36 3
Age 41-60 19 1
Age 61 & Over
Age 61 & Over

Round Robin Play			
	Court 12	Court 13	Court 14
10:30		2 vs 1	3 vs 6
11:00			4 vs 5
11:30	3 vs 4	6 vs 1	2 vs 5
12:00	6 vs 4	2 vs 3	1 vs 5
12:30	4 vs 1	5 vs 3	6 vs 2
1:00	5 vs 6	1 vs 3	4 vs 2
1:30	G1	G2	FINALS
2:00	FINALS	THIRD	

Championship Play - 41-60



Championship Play - 61 & Over



MENS 4.5 & 5.0

#	Teams		Wins	Loses	Points Allowed	
1	Ahmad El-Zarif	Rex Thais	11	11	11, 7, 11, 6	4.5 / Age 40 & Under
2	Hiroki Dionne	Nick Ingram	1	11	11, 3, 11	4.5 / Age 40 & Under
3	Caleb Sturgis	James DiVirgilio	111		3, 2, 1	5.0
4	Pacifico Rejad	Rajinder Balasur	1	111	3, 11, 11, 11	5.0

Round Robbin Play

	Court 3	Court 4
10:30	2 vs 1	3 vs 4
11:00	BYE	
11:30	4 vs 2	1 vs 3
12:00	4 vs 1	2 vs 3
12:30	FINALS	FINALS

Championship Play - 4.5

Hiroki Dionne	Nick Ingram	
FINALS C4-12:30		Ahmad El-Zarif Rex Thais
Ahmad El-Zarif	Rex Thais	

Championship Play - 5.0

Pacifico Rejad	Rajinder Balasuriya	
FINALS C5-12:30		Caleb Sturgis James DiVirgilio
Caleb Sturgis	James DiVirgilio	

WOMENS 2.5 - 40 & Under

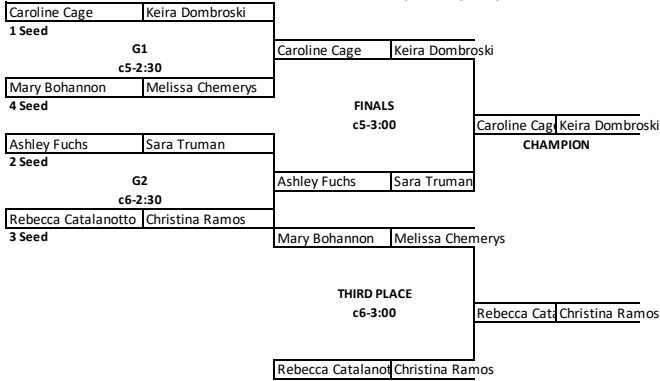
#	Teams		Wins	Loses	Points Allowed
1	Ashley Fuchs	Sara Truman	11	1	11, 0, 0
2	Caroline Cage	Keira Dombroski	111		3, 0, 3
3	Rebecca Catalanotto	Christina Ramos	1	11	2, 11, 11
4	Mary Bohannon	Melissa Chemerys		111	11, 11, 11

2
1
3
4

Round Robin Play

	Court 5	Court 6
1:00	2 vs 1	3 vs 4
1:30	4 vs 2	1 vs 3
2:00	4 vs 1	2 vs 3
2:30	G1	G2
3:00	FINALS	THIRD

Championship Play



WOMENS 2.5 - 41-60 and 61 & Over

#	Teams		Wins	Loses	Points Allowed
1	Billie DeNunzio	Tia Hellriegel	1111	11	11, 1, 11, 13, 1, 1
2	Eva Del Valle	Tina Hopping	1	1111	11, 11, 11, 11, 11
3	Jennifer King	Leslie Florence		11111	11, 11, 13, 15, 13
4	Susan Dawson	Susan Fassoli	11	1111	4, 0, 11, 11, 11, 11
5	Amy Whitaker	Michele DuBois	111	111	0, 11, 3, 11, 11, 11
6	Joanne Lopez	LeeAnn Applewhite	111111		4, 5, 2, 0, 1, 2
7	Jeanne Blanchard	Merrie Routson	11111	1	11, 0, 8, 0, 5, 3

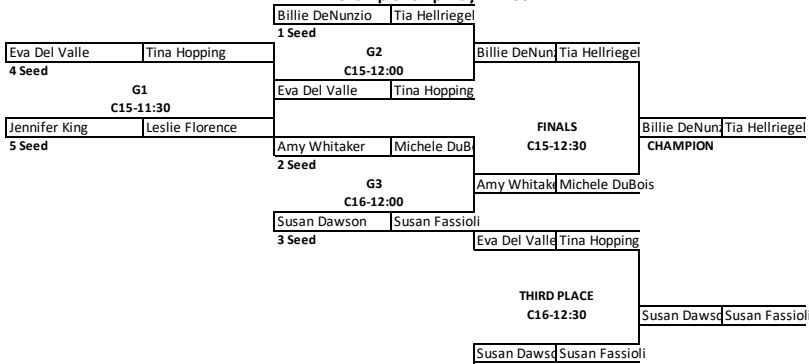
Age 41-60
Age 41-60
Age 41-60
Age 41-60
Age 41-60
Age 61 & Over
Age 61 & Over

1
4
5
3
2

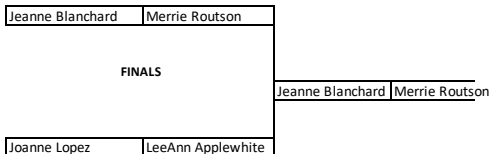
Round Robin Play

	Court 15	Court 16	Court 17
8:00	1 vs 6	2 vs 5	3 vs 4
8:30	4 vs 2	5 vs 1	6 vs 7
9:00	2 vs 7	3 vs 6	4 vs 5
9:30	5 vs 3	6 vs 2	7 vs 1
10:00	3 vs 1	4 vs 7	5 vs 6
10:30	6 vs 4	7 vs 3	1 vs 2
11:00	7 vs 5	1 vs 4	2 vs 3
11:30	G1	FINALS	
12:00	G2	G3	
12:30	FINALS	THIRD	

Championship Play - 41-60

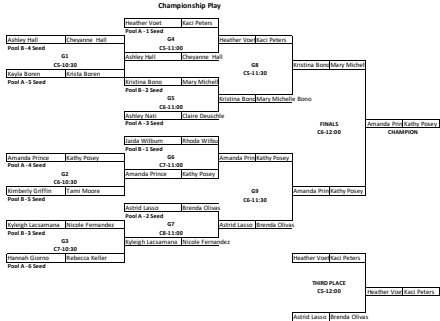


Championship Play - 61 & Over



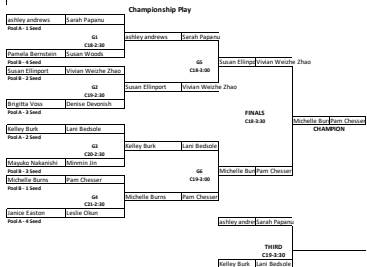
WOMENS 3.0 - 40 & Under				
#	Teams	Wins	Losses	Points Allowed
Pool A				
1	Amanda Green	11	1	11, 12, 13, 14
2	Amberly Prince	11	1	8, 11, 11, 11
3	Amberly Prince	11	1	11, 11, 11, 11
4	Amberly Prince	11	1	11, 11, 11, 11
5	Amberly Prince	11	1	11, 11, 11, 11
Pool B				
6	Amberly Prince	11	1	11, 11, 11, 11
7	Amberly Prince	11	1	11, 11, 11, 11
8	Amberly Prince	11	1	11, 11, 11, 11
9	Amberly Prince	11	1	11, 11, 11, 11
10	Amberly Prince	11	1	11, 11, 11, 11
11	Amberly Prince	11	1	11, 11, 11, 11

Round Robbin Play					
	Court 5	Court 6	Court 7	Court 8	Court 9
8:30	2 vs 4	3 vs 1	2 vs 3	3 vs 2	2 vs 1
9:00	2 vs 4	3 vs 1	2 vs 3	3 vs 2	2 vs 1
9:30	4 vs 1	3 vs 2	2 vs 3	3 vs 2	2 vs 1
10:00	2 vs 4	3 vs 1	2 vs 3	3 vs 2	2 vs 1
10:30	01	02	03	04	05
11:00	06	07	08	09	10
11:30	01	02	03	04	05
12:00	06	07	08	09	10



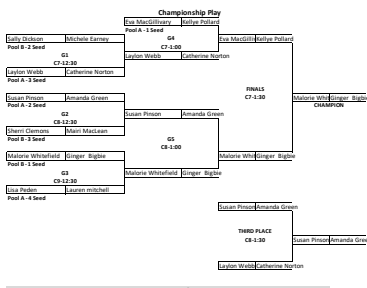
WOMENS 3.0 - 41-54				
#	Teams	Wins	Losses	Points Allowed
Pool A				
1	Amberly Prince	11	1	11, 11, 11
2	Amberly Prince	11	1	11, 11, 11
3	Amberly Prince	11	1	11, 11, 11
4	Amberly Prince	11	1	11, 11, 11
Pool B				
5	Amberly Prince	11	1	11, 11, 11
6	Amberly Prince	11	1	11, 11, 11
7	Amberly Prince	11	1	11, 11, 11
8	Amberly Prince	11	1	11, 11, 11

Round Robbin Play				
	Court 19	Court 20	Court 21	
1:00	2 vs 3	3 vs 4	4 vs 5	5 vs 6
1:30	4 vs 2	3 vs 1	2 vs 3	3 vs 2
2:00	4 vs 1	2 vs 3	3 vs 2	2 vs 1
2:30	01	02	03	04
3:00	05	06	07	08
3:30	09	10	11	12



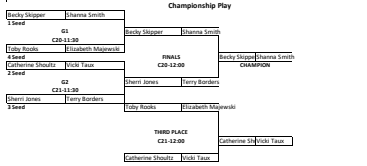
WOMENS 3.0 - 55-60				
#	Teams	Wins	Losses	Points Allowed
Pool A				
1	Amberly Prince	11	1	11, 11, 11
2	Amberly Prince	11	1	11, 11, 11
3	Amberly Prince	11	1	11, 11, 11
4	Amberly Prince	11	1	11, 11, 11
Pool B				
5	Amberly Prince	11	1	11, 11, 11
6	Amberly Prince	11	1	11, 11, 11
7	Amberly Prince	11	1	11, 11, 11

Round Robbin Play				
	Court 7	Court 8	Court 9	
10:30	2 vs 1	3 vs 1	4 vs 1	5 vs 1
11:00	4 vs 2	3 vs 1	4 vs 1	5 vs 1
11:30	4 vs 1	3 vs 2	4 vs 1	5 vs 1
12:00	01	02	03	04
1:00	05	06	07	08
1:30	09	10	11	12



WOMENS 3.0 - 61 & Over				
#	Teams	Wins	Losses	Points Allowed
1	Amberly Prince	11	1	11, 11, 11
2	Amberly Prince	11	1	11, 11, 11
3	Amberly Prince	11	1	11, 11, 11
4	Amberly Prince	11	1	11, 11, 11

Round Robbin Play				
	Court 20	Court 21		
9:30	2 vs 1	3 vs 1	4 vs 1	5 vs 1
10:00	4 vs 2	3 vs 1	4 vs 1	5 vs 1
10:30	4 vs 1	3 vs 2	4 vs 1	5 vs 1
11:00	01	02	03	04
11:30	05	06	07	08
12:00	09	10	11	12



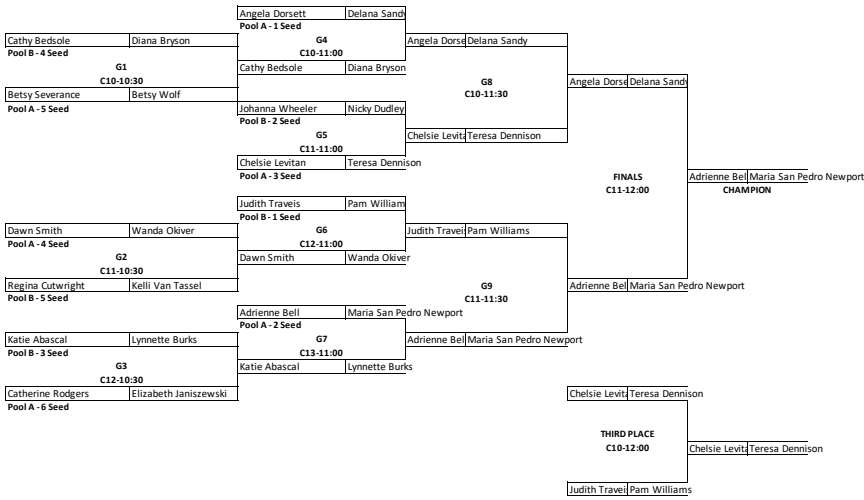
WOMENS 3.5 - 41-60					
#	Teams		Wins	Loses	Points Allowed
Pool A					
1	Adrienne Bell	Maria San Pedro Newport	1111	1	11, 7, 7, 4, 0
2	Angela Dorsett	Delana Sandy	11111		7, 2, 2, 5, 2
3	Betsy Severance	Betsy Wolf	1	1111	11, 9, 11, 11, 11
4	Catherine Rodgers	Elizabeth Janiszewski		11111	11, 11, 11, 11, 11
5	Dawn Smith	Wanda Okiver	11	111	3, 11, 11, 3, 11
6	Chelsie Levitan	Teresa Dennison	111	11	4, 11, 2, 11, 5
Pool B					
7	Cathy Bedssole	Diana Bryson		1	11, 11, 11, 3
8	Johanna Wheeler	Nicky Dudley	111	1	11, 8, 6, 6
9	Judith Traveis	Pam Williams	111	1	8, 5, 1, 11
10	Katie Abascal	Lynnette Burks	111	1	6, 9, 9, 11
11	Regina Cutwright	Kelli Van Tassel		1111	11, 11, 11, 11

2
1
5
6
4
3

4
31
25
35
3
5

Round Robbin Play					
	Court 10	Court 11	Court 12	Court 13	Court 14
8:00	2 v 1	3 v 6	4 v 5	7 vs 10	8 vs 9
8:30	3 v 4	6 v 1	2 v 5	9 vs 7	10 vs 11
9:00	6 v 4	2 v 3	1 v 5	7 vs 8	11 vs 9
9:30	4 v 1	5 v 3	6 v 2	8 vs 11	9 vs 10
10:00	5 v 6	1 v 3	4 v 2	10 vs 8	11 vs 7
10:30	G1	G2	G3		
11:00	G4	G5	G6	G7	
11:30	G8	G9			
12:00	THIRD	FINALS			

Championship Play



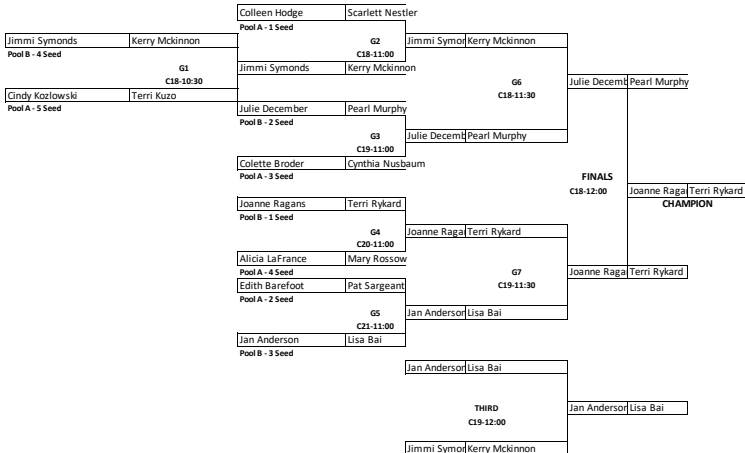
WOMENS 3.5 - 61 & Over					
#	Teams		Wins	Loses	Points Allowed
Pool A					
1	Alicia LaFrance	Mary Rossow	1	111	11, 12, 3, 11
2	Cindy Kozlowski	Terri Kuzo	1	111	11, 11, 8, 11
3	Colette Broder	Cynthia Nusbaum	11	11	7, 10, 12, 11
4	Colleen Hodge	Scarlett Nestler	111	1	1, 11, 3, 9
5	Edith Barefoot	Pat Sargeant	111	1	6, 10, 11, 3
Pool B					
6	Jan Anderson	Lisa Bai	1	11	11, 11, 10
7	Joanne Ragans	Terri Rykard	111		5, 5, 9
8	Julie December	Pearl Murphy	11	1	3, 6, 11
9	Jimmi Symonds	Kerry Mckinnon	111	111	11, 11, 12

37
41
3
24
30

3
1
2
4

Round Robbin Play				
	Court 18	Court 19	Court 20	Court 21
8:00	1 vs 4	2 vs 3	7 vs 6	8 vs 9
8:30	3 vs 1	4 vs 5	9 vs 7	6 vs 8
9:00	1 vs 2	5 vs 3	9 vs 6	7 vs 8
9:30	2 vs 5	3 vs 4		
10:00	4 vs 2	5 vs 1		
10:30	G1	G2	G3	G4
11:00	G2	G3	G4	G5
11:30	G6	G7		
12:00	FINALS	THIRD		

Championship Play



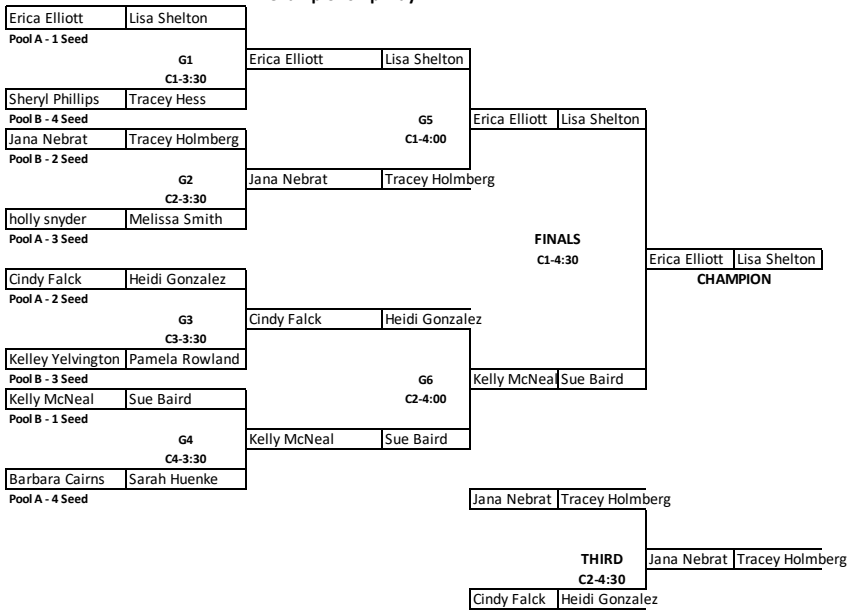
WOMENS 4.0 - 40 & Under & 41-60

#	Teams		Wins	Loses	Points Allowed		
Pool A							
1	Alethia Pantazis	Katina Pantazis		1111	11, 11, 14, 11	Age 40 & Under	
2	Barbara Cairns	Sarah Huenke	1	111	11, 12, 11, 11		4
3	Cindy Falck	Heidi Gonzalez	111	1	7, 2, 6, 11		26
4	Erica Elliott	Lisa Shelton	111	1	0, 11, 9, 0		20
5	holly snyder	Melissa Smith	111	1	6, 11, 8, 5		30
Pool B							
6	Jana Nebrat	Tracey Holmberg	11	1	4, 11, 6		2
7	Kelley Yelvington	Pamela Rowland	1	11	11, 9, 11		3
8	Kelly McNeal	Sue Baird	111		3, 9, 9		1
9	Sheryl Phillips	Tracey Hess		111	11, 11, 11		4

Round Robbin Play

	Court 1	Court 2	Court 3	Court 4
1:00	1 vs 4	2 vs 3	7 vs 6	8 vs 9
1:30	3 vs 1	4 vs 5	9 vs 7	6 vs 8
2:00	1 vs 2	5 vs 3	9 vs 6	7 vs 8
2:30	2 vs 5	3 vs 4		
3:00	4 vs 2	5 vs 1		
3:30	G1	G2	G3	G4
4:00	G5	G6		
4:30	FINALS	THIRD		

Championship Play



WOMENS 4.0 - 61 & Over

#	Teams		Wins	Loses	Points Allowed		
1	Bobbie Mehan	Kathy Bevis		111111	11, 11, 11, 13, 11, 11		3
2	Judi Baeli	Cynthia Stix	11111	1	9, 11, 6, 10, 7, 5		1
3	Janice Yecco	Jodi Yambor	1111	11	7, 8, 12, 11, 11, 7		2

Round Robbin Play

	Court 17
11:30	1 v 2
12:00	2 v 3
12:30	3 v 1
1:00	1 v 2
1:30	2 v 3
2:00	3 v 1
2:30	1 v 2
3:00	2 v 3
3:30	3 v 1
4:00	G1
4:30	FINALS

Championship Play

