

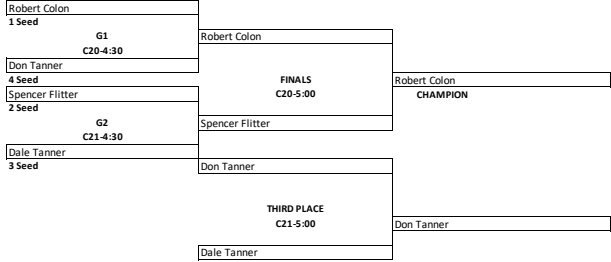
MENS Singles 2.5 - 40 & Under				
#	Teams	Wins	Loses	Points Allowed
1	Dale Tanner	1	11	11,11,2
2	Robert Colon	111		2,0,6
3	Spencer Flitter	11	1	2,2,11
4	Don Tanner		111	11,11,11

3
1
2
4

Round Robbin Play

	Court 20	Court 21
3:00	2 vs 1	3 vs 4
3:30	4 vs 2	1 vs 3
4:00	4 vs 1	2 vs 3
4:30	G1	G2
5:00	FINALS	THIRD

Championship Play



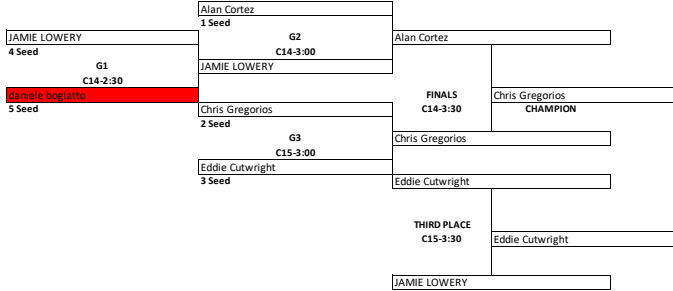
MENS Singles 2.5 - 41-60				
#	Teams	Wins	Loses	Points Allowed
Pool A				
1	Alan Cortez	1111		10,0,5,5
2	Chris Gregorios	111	1	0,11,4,7
3	daniele bogiatio		1111	11, 11, 11, 11
4	Eddie Cutwright	11	11	12, 0, 0, 11
5	JAMIE LOWERY	1	111	11, 0, 11, 11

1
2
3
4

Round Robbin Play

	Court 14	Court 15
12:00	1 vs 4	2 vs 3
12:30	3 vs 1	4 vs 5
1:00	1 vs 2	5 vs 3
1:30	2 vs 5	3 vs 4
2:00	4 vs 2	5 vs 1
2:30	G1	
3:00	G2	G3
3:30	FINALS	THIRD

Championship Play



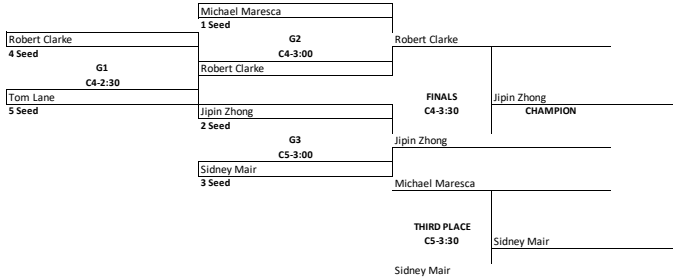
MENS Singles 2.5 - 61 & Over				
#	Teams	Wins	Loses	Points Allowed
1	Jipin Zhong	111	1	3, 4, 11, 9
2	Michael Maresca	1111		5,7,9,8
3	Robert Clarke	1	111	11, 11, 1, 11
4	Sidney Mair	11	11	11, 2, 3, 11
5	Tom Lane		1111	11, 11, 11, 11

2
1
4
3
5

Round Robbin Play

	Court 4	Court 5
12:00	3 vs 4	2 vs 3
12:30	3 vs 1	4 vs 5
1:00	1 vs 2	5 vs 3
1:30	2 vs 5	3 vs 4
2:00	4 vs 2	5 vs 1
2:30	G1	
3:00	G2	G3
3:30	FINALS	THIRD

Championship Play

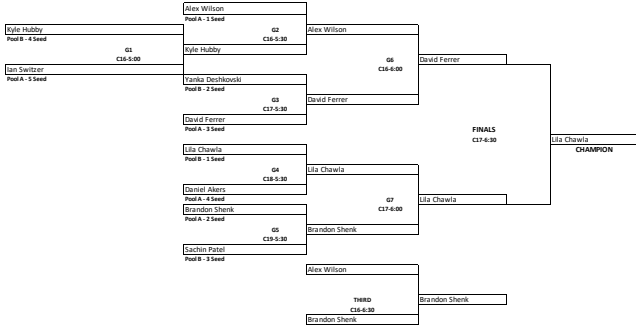


MENS Singles 3.0 - 39 & Under				
#	Teams	Wins	Losses	Points Allowed
1	Alex Wilson	1111		2, 2, 6, 6
2	Brandon Sheik		111	10, 11, 8
3	David Ferrer		111	11, 11, 11
4	David Ferrer	11	11	12, 11, 8, 7
5	Ian Switzer	1111		11, 11, 11, 11
Pool B				
6	Kyle Hubby		11	11, 6, 11
7	Ela Chawla		11	11, 6
8	Eason Patel		11	5, 11, 11
9	Franka Deschovski		11	11, 11, 0

1
2
4
3
5
28
1
27
22

Round Robin Play				
	Court 16	Court 17	Court 18	Court 19
2:00			2 vs 4	
2:30			5 vs 1	
3:00	1 vs 4	2 vs 3	7 vs 6	8 vs 9
3:30	3 vs 1	4 vs 5	9 vs 7	6 vs 8
4:00	3 vs 2	5 vs 8	9 vs 6	7 vs 8
4:30	2 vs 5	3 vs 4		
5:00	G1	G3	G4	G5
5:30	G2			
6:00	G6	G7		
6:30	THIRD	FINALS		

Championship Play

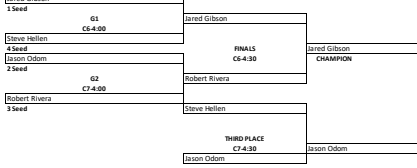


MENS Singles 3.0 - 40-55				
#	Teams	Wins	Losses	Points Allowed
1	Jared Gibson	111		0, 1, 1
2	Jason Odum	11	11	11, 4, 2
3	Robert Rivera		111	11, 11
4	Steve Hellen		111	11, 11, 11

1
2
3
4

Round Robin Play		
	Court 6	Court 7
2:30	2 vs 1	3 vs 4
3:00	4 vs 2	1 vs 3
3:30	4 vs 1	2 vs 3
4:00	G1	G2
4:30	FINALS	THIRD

Championship Play

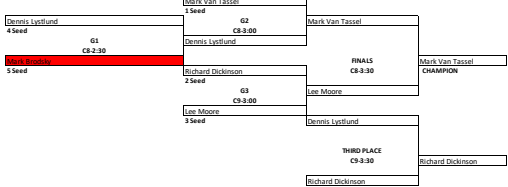


MENS Singles 3.0 - 56-60				
#	Teams	Wins	Losses	Points Allowed
1	Dennis Lydfund	1	111	11, 0, 11, 11
2	Lee Moore	11	11	0, 8, 11, 11
3	Mark Van Tassel	111	11	11, 0, 11, 11
4	Mark Van Tassel			0, 2, 0, 1
5	Richard Dickinson	111	1	11, 0, 0, 5

4
3
1
2

Round Robin Play		
	Court 8	Court 9
12:00	1 vs 4	2 vs 3
12:30	3 vs 1	4 vs 5
1:00	1 vs 2	3 vs 3
1:30	2 vs 5	3 vs 4
2:00	1 vs 3	5 vs 1
2:30	G1	
3:00	G2	G3
3:30	FINALS	THIRD

Championship Play

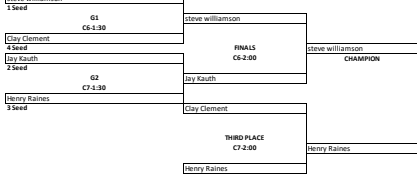


MENS Singles 3.0 - 61 & Over				
#	Teams	Wins	Losses	Points Allowed
1	Clay Clement	111		10, 11, 11
2	Henry Raines		11	0, 11, 11
3	Jay Kauth	11	11	11, 0, 2
4	Steve Williamson	111		5, 1, 1

4
3
2
1

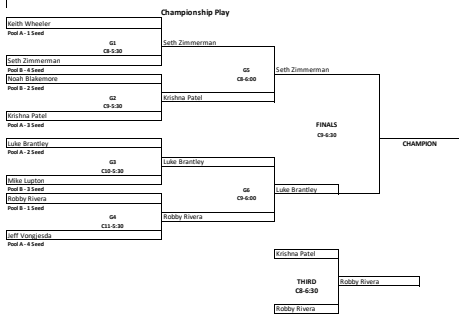
Round Robin Play		
	Court 6	Court 7
12:00	2 vs 1	3 vs 4
12:30	4 vs 2	1 vs 3
1:00	4 vs 1	2 vs 3
1:30	G1	G2
2:00	FINALS	THIRD

Championship Play



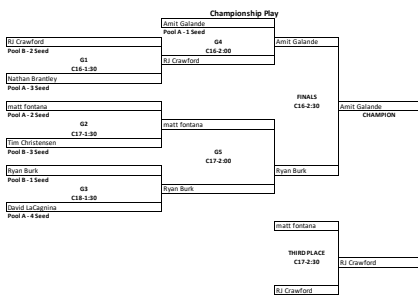
MENS Singles 3.5 - 40 & Under				
#	Teams	Wins	Losses	Points Allowed
1	Jeff Young/Golds	11	11	11, 11, 11
2	Scott Wheeler	11	11	4, 7, 6
3	Erinsha Patel	11	11	11, 11, 11
4	Luke Brantley	11	11	11, 11, 11
5	Mika Lupton	11	11	4, 10, 11
6	Scott Brantley	11	11	11, 11, 11
7	Robby Rivera	11	11	4, 14, 5
8	Seth Zimmerman	11	11	11, 11, 9

Round Robin Play				
	Count 8	Count 9	Count 10	Count 11
4:00	2 vs 1	3 vs 4	6 vs 5	7 vs 8
4:30	4 vs 2	1 vs 3	8 vs 6	5 vs 7
5:00	4 vs 1	2 vs 3	8 vs 5	6 vs 7
5:30	G1	G2	G3	G4
6:00	G5	G6	G7	G8
6:30	THIRD	FINALS		



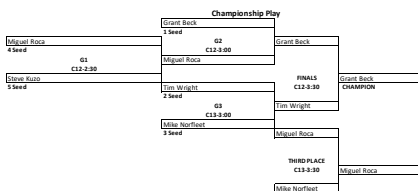
MENS Singles 3.5 - 41-60				
#	Teams	Wins	Losses	Points Allowed
1	Amrit Galande	11	11	0, 2, 6
2	Scott Fontana	11	11	11, 11, 11
3	Erinsha Patel	11	11	11, 11, 11
4	Nathan Brantley	11	11	11, 11, 11
5	BJ Crawford	11	11	11, 6
6	Ryan Burk	11	11	11, 8
7	Tim Christensen	11	11	11, 11

Round Robin Play				
	Count 16	Count 17	Count 18	
12:00	2 vs 1	3 vs 4	5 vs 6	
12:30	4 vs 2	1 vs 3	6 vs 7	
1:00	4 vs 1	2 vs 3	5 vs 7	
1:30	G1	G2	G3	
2:00	G4	G5	G6	
2:30	FINALS	THIRD		



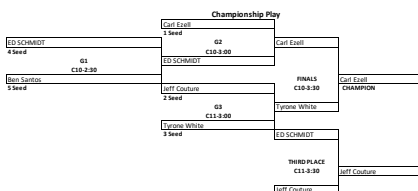
MENS Singles 3.5 - 61-64				
#	Teams	Wins	Losses	Points Allowed
1	Grant Back	11	11	4, 11, 6, 5
2	Miguel Roca	11	11	11, 11, 11, 2
3	Mike Norfleet	11	11	3, 7, 11, 11
4	Steve Kozl	11	11	11, 12, 9, 11
5	Tom Wright	11	11	10, 6, 5, 11

Round Robin Play				
	Count 12	Count 13		
12:00	1 vs 4	2 vs 3		
12:30	3 vs 1	4 vs 2		
1:00	1 vs 2	3 vs 4		
1:30	2 vs 3	1 vs 4		
2:00	4 vs 2	3 vs 1		
2:30	G1	G2		
3:00	G2	G3		
3:30	FINALS	THIRD		



MENS Singles 3.5 - 65 & Over				
#	Teams	Wins	Losses	Points Allowed
1	Ben Santos	11	11	9, 11, 11, 11
2	Carl Exalt	11	11	7, 4, 11, 7
3	ED SCHMADT	11	11	11, 4, 11, 11
4	Jeff Coulson	11	11	11, 3, 11, 11
5	Lynne White	11	11	11, 11, 11, 6

Round Robin Play				
	Count 10	Count 11		
12:00	1 vs 4	2 vs 3		
12:30	3 vs 1	4 vs 5		
1:00	1 vs 2	3 vs 4		
1:30	2 vs 3	1 vs 4		
2:00	4 vs 2	3 vs 1		
2:30	G1	G2		
3:00	G2	G3		
3:30	FINALS	THIRD		



MENS Singles 4.0 - 40 & Under

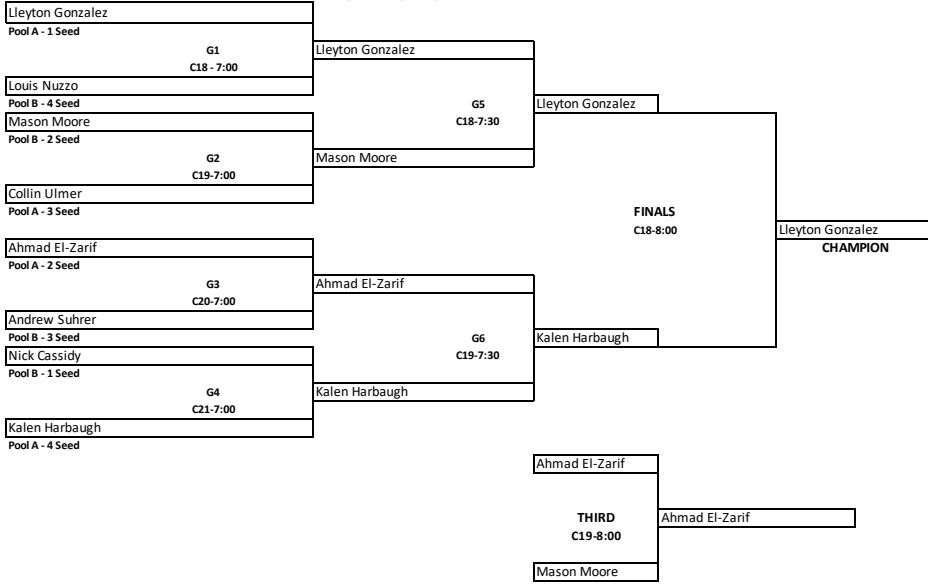
#	Teams	Wins	Loses	Points Allowed
Pool A				
1	Ahmad El-Zarif	11	1	6, 12, 8
2	Collin Ulmer	1	11	11, 10, 11
3	Kalen Harbaugh		111	11, 12, 11
4	Lleyton Gonzalez	111		7, 10, 4
Pool B				
5	Louis Nuzzo	1	11	11, 6, 11
6	Mason Moore	11	1	9, 11, 9
7	Nick Cassidy	11	1	11, 5, 7
8	Andrew Suhrer	1	11	4, 11, 11

2
3
4
1
28 4
29 2
23 1
26 3

Round Robbin Play

	Court 18	Court 19	Court 20	Court 21
5:00	2 vs 1	6 vs 5		
5:30			3 vs 4	7 vs 8
6:00	4 vs 1	2 vs 3	8 vs 5	6 vs 7
6:30	4 vs 2	1 vs 3	8 vs 6	5 vs 7
7:00	G1	G2	G3	G4
7:30	G5	G6		
8:00	FINALS	THIRD		

Championship Play



MENS Singles 4.0 - 41-60 & 61 & Over

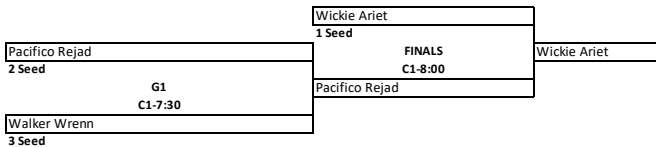
#	Teams	Wins	Loses	Points Allowed
1	Pacifico Rejad	11	11	11, 11, 5, 5
2	Walker Wrenn	1	111	11, 11, 8, 11
3	Wickie Ariet	1111		4, 8, 4, 9
4	David Douglas (61 & Over)	111	1	8, 2, 11, 0
5	Mike smith (61 & Over)		1111	11, 11, 11, 11

2
3
1

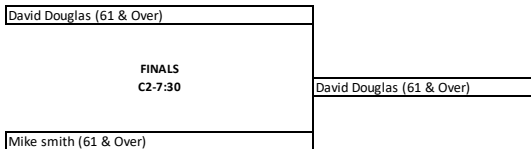
Round Robbin Play

Time	Court 1	Court 2
5:00	1 vs 4	2 vs 3
5:30	3 vs 1	4 vs 5
6:00	1 vs 2	5 vs 3
6:30	2 vs 5	3 vs 4
7:00	4 vs 2	5 vs 1
7:30	G1	FINALS (61&O)
8:00	FINALS	

Championship Play - 41-60



Championship Play - 61 & Over



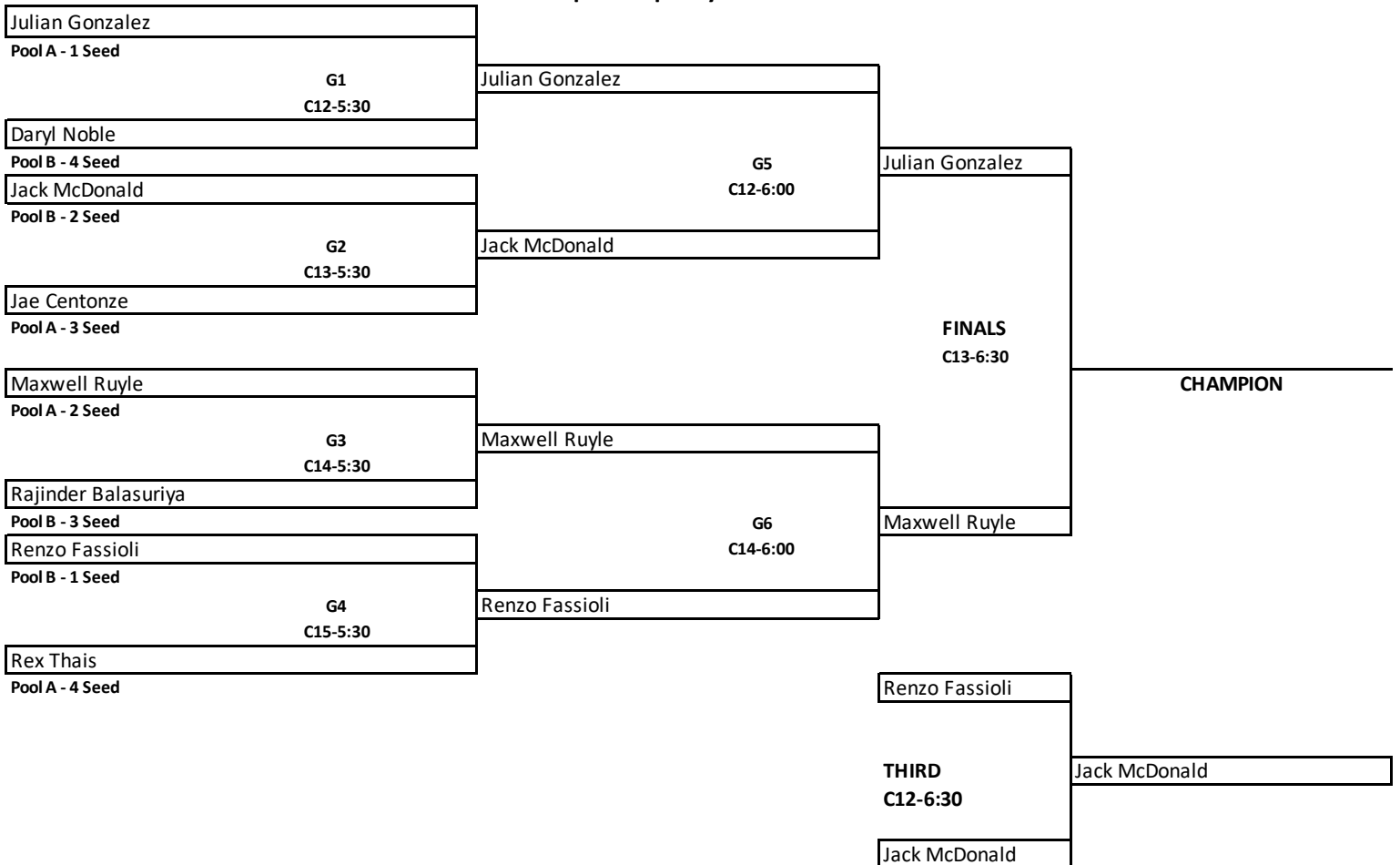
MENS Singles 4.5

#	Teams	Wins	Loses	Points Allowed	
Pool A					
1	Jae Centonze	1	11	11,12, 8	3
2	Julian Gonzalez	111		0,4,10	1
3	Maxwell Ruyle	11	1	7,10,12	2
4	Rex Thais		111	11,11, 11	4
Pool B					
5	Renzo Fassioli	111		0, 3,2	1
6	Rajinder Balasuriya	1	11	11,4,11	3
7	Jack McDonald	11	1	8, 11,7	2
8	Daryl Noble		111	11,11, 2	4

Round Robin Play

	Court 12	Court 13	Court 14	Court 15
4:00	2 vs 1	3 vs 4	6 vs 5	7 vs 8
4:30	4 vs 2	1 vs 3	8 vs 6	5 vs 7
5:00	4 vs 1	2 vs 3	8 vs 5	6 vs 7
5:30	G1	G2	G3	G4
6:00	G5	G6		
6:30	THIRD	FINALS		

Championship Play



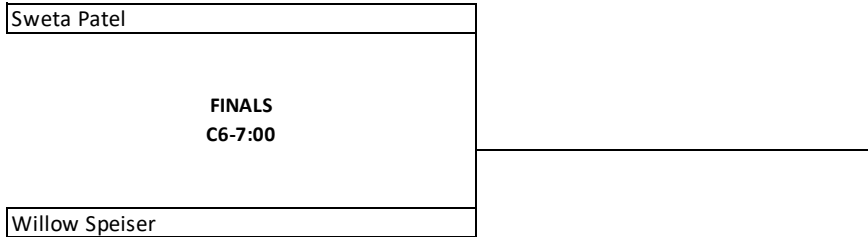
WOMENS Singles 2.5

#	Teams	Wins	Loses	Points Allowed	
1	Sweta Patel		111	11, 11, 11	Age 40 & Under
2	Willow Speiser	1	11	1, 11, 11	Age 40 & Under
3	Ella Roberts-White	11	1	11, 2, 4	Age 41-60
4	Regina Cutwright	111		0, 0, 0	Age 41-60

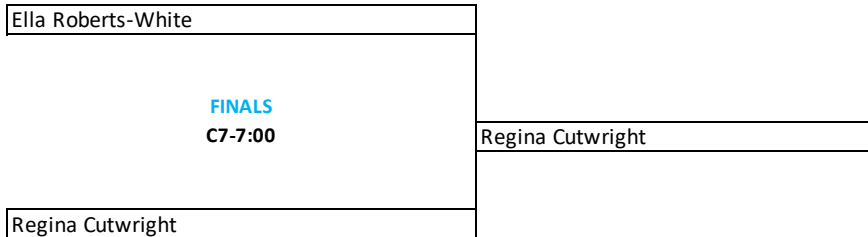
Round Robbin Play

	Court 6	Court 7
5:30	2 vs 1	3 vs 4
6:00	4 vs 2	1 vs 3
6:30	4 vs 1	2 vs 3
7:00	FINALS	FINALS (41-60)

Championship Play - 40 & Under



Championship Play - 41-60



WOMENS Singles 3.0 - 40 & Under

#	Teams	Wins	Loses	Points Allowed
1	Ashleigh Williams		111	11, 5,11
2	Ashley Fuchs	1	11	7,11,11
3	Zoe Routson	11	1	11,5,5
4	Hallie Merz	111		4, 0,2

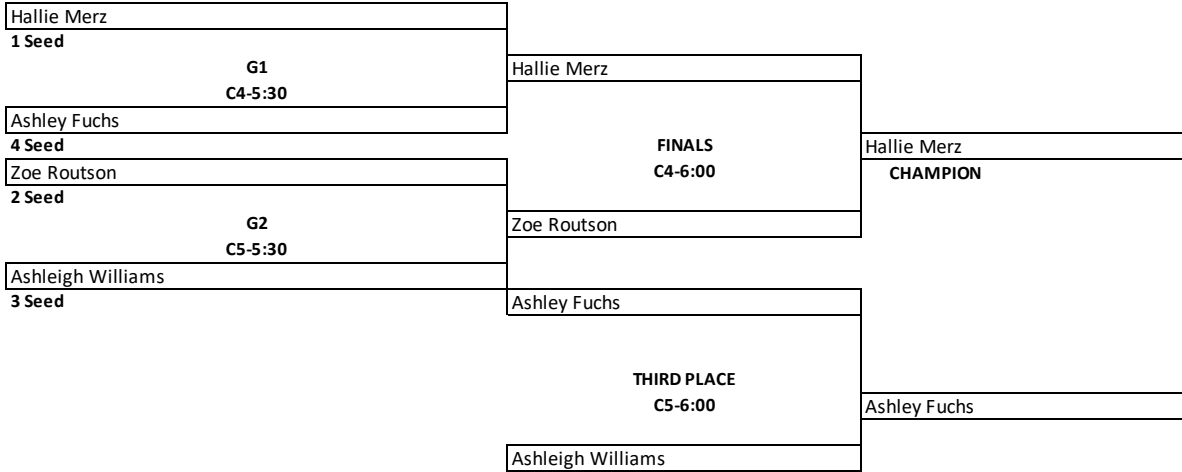
21
17

4
3
2
1

Round Robbin Play

	Court 4	Court 5
4:00	2 vs 1	3 vs 4
4:30	4 vs 2	1 vs 3
5:00	4 vs 1	2 vs 3
5:30	G1	G2
6:00	FINALS	THIRD

Championship Play



WOMENS Singles 3.0

#	Teams	Wins	Loses	Points Allowed
1	Ginger Bigbie	1	1	8,11
2	Colette Broder	1	1	11,7
3	Vicki Tauxe	1	1	11,1

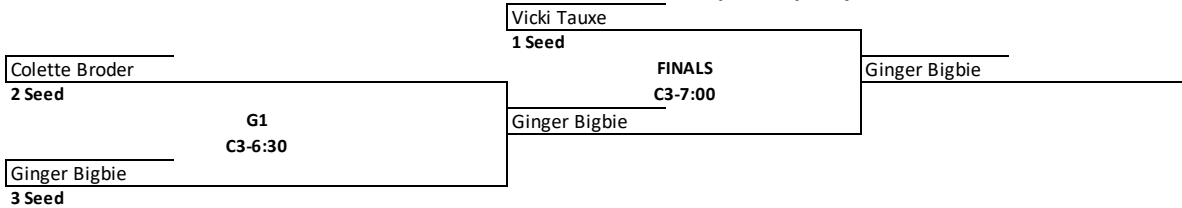
19
18
12

3
2
1

Round Robbin Play

	Court 3
5:00	1 v 2
5:30	2 v 3
6:00	3 v 1
6:30	G1
7:00	FINALS

Championship Play



WOMENS Singles 3.5 - 40 & Under

#	Teams	Wins	Loses	Points Allowed
1	Devin Pascoe		11	11, 11
2	Michelle Blakemore	11		7,0,
3	Katina Pantazis	1	1	11, 5

3
1
2

Round Robbin Play

Court 21	
12:00	1 v 2
12:30	2 v 3
1:00	3 v 1
1:30	G1
2:00	FINALS

Championship Play

Michelle Blakemore 1 Seed	<p align="center">FINALS C21-2:00</p>	Katina Pantazis
Katina Pantazis 2 Seed		Katina Pantazis
Devin Pascoe 3 Seed		

WOMENS Singles 3.5 - 41 & Over

#	Teams	Wins	Loses	Points Allowed
1	Dawn Smith		111	11,11,11
2	Maurita Lanoue	1	11	6, 14, 11
3	Roxana Patterson	111		9, 1,1
4	Susan Baird	11	1	11, 12,4

4
3
1
2

Round Robbin Play

	Court 19	Court 20
12:00	2 vs 1	3 vs 4
12:30	4 vs 2	1 vs 3
1:00	4 vs 1	2 vs 3
1:30	G1	G2
2:00	FINALS	THIRD

Championship Play

Roxana Patterson 1 Seed	<p align="center">FINALS c19-2:00</p>	Roxana Patterson
Dawn Smith 4 Seed		Roxana Patterson CHAMPION
Susan Baird 2 Seed		Susan Baird
Maurita Lanoue 3 Seed	<p align="center">THIRD PLACE c20-2:00</p>	Dawn Smith
		Maurita Lanoue